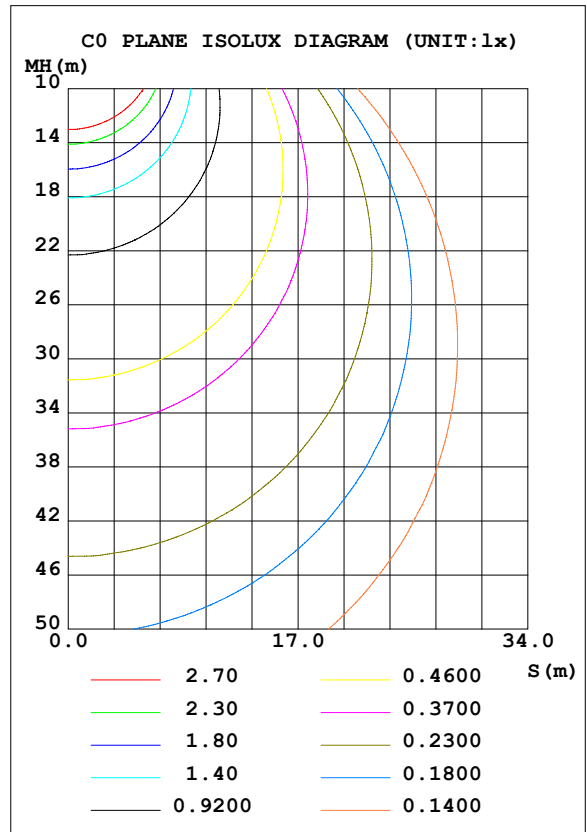
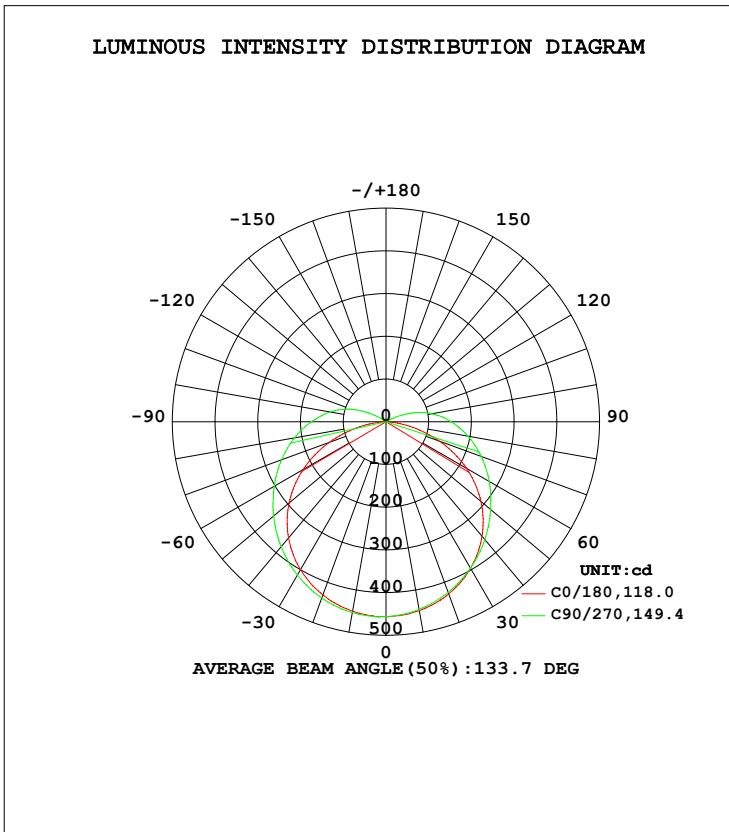


LUMINAIRE PHOTOMETRIC TEST REPORT

Test:U:120.0V I:0.1459A P:17.18W PF:0.9813 Lamp Flux:1830.02x1 lm		
NAME: %6534	TYPE:N/A	WEIGHT:N/A
SPEC.:N/A	DIM.: N/A	SERIAL No.:N/A
	SUR.:N/A	Shielding Angle:N/A

DATA OF LAMP		PHOTOMETRIC DATA Eff: 106.51 lm/W			
MODEL	%6534-WH	I _{max} (cd)	457.2	S/MH (C0/180)	1.29
NOMINAL POWER (W)		LOR (%)	100.0	S/MH (C90/270)	1.30
RATED VOLTAGE (V)	120	TOTAL FLUX (lm)	1830.0	η UP, DN (C0-180)	5.0, 46.9
NOMINAL FLUX (lm)	1830.02	CIE CLASS	DIRECT	η UP, DN (C180-360)	3.7, 44.4
LAMPS INSIDE	1	η up (%)	8.7	CIBSE SHR NOM	1.50
TEST VOLTAGE (V)	120	η down (%)	91.3	CIBSE SHR MAX	1.55



C Range: 0 - 360DEG
 C Interval: 22.5DEG
 Test Speed: 10.0deg/s
 Temperature: 25.1DEG
 Operators: Hexy
 Test Date: 2016-06-23

γ Range: 0 - 180DEG
 γ Interval: 1.0DEG
 Test System: EVERFINE GO-R5000_V2 SYSTEM V2.0.351
 Humidity: 47%
 Test Distance: 2.437m [K=1.0000]
 Remarks:

ZONAL FLUX DIAGRAM

ZONAL FLUX DIAGRAM:

γ	C0	C45	C90	C135	C180	C225	C270	C315	γ	Φ zone	Φ total	%lum,lamp
10	450.3	453.5	453.7	452.1	448.8	446.4	446.1	448.0	0- 10	43.25	43.25	2.36,2.36
20	431.5	437.5	439.1	435.6	428.9	424.8	425.1	427.4	10- 20	124.9	168.1	9.19,9.19
30	400.3	409.9	414.5	406.8	395.9	392.6	395.6	396.3	20- 30	192.7	360.8	19.7,19.7
40	354.9	372.2	381.8	368.7	349.9	351.6	360.9	356.5	30- 40	239.7	600.5	32.8,32.8
50	296.0	326.0	343.2	322.2	290.0	303.9	319.8	309.5	40- 50	261.5	862.1	47.1,47.1
60	224.0	274.7	301.9	271.3	217.2	252.0	279.0	258.9	50- 60	257.2	1119	61.2,61.2
70	140.6	222.7	260.2	220.1	133.8	201.5	237.2	208.4	60- 70	229.8	1349	73.7,73.7
80	54.77	172.6	217.4	171.4	48.89	152.9	194.9	159.5	70- 80	185.9	1535	83.9,83.9
90	0.6402	125.9	174.9	125.7	0.3341	107.2	153.0	113.0	80- 90	135.8	1671	91.3,91.3
100	0.2042	83.43	132.8	83.68	0.3528	63.09	109.3	68.94	90-100	91.94	1763	96.3,96.3
110	0.2128	33.14	85.73	33.58	0.1785	10.93	56.91	15.76	100-110	49.69	1812	99,99
120	0.2328	0.2932	29.27	0.3667	0.2262	0.3186	3.913	0.3012	110-120	15.38	1828	99.9,99.9
130	0.2821	0.3200	0.3022	0.3877	0.2721	0.3250	0.3278	0.2999	120-130	1.188	1829	99.9,99.9
140	0.3756	0.4047	0.3925	0.4449	0.3072	0.3305	0.3403	0.3217	130-140	0.2639	1829	100,100
150	0.5327	0.5525	0.5497	0.5638	0.3425	0.3474	0.3575	0.3528	140-150	0.2539	1830	100,100
160	0.6284	0.6404	0.6435	0.6379	0.4189	0.4116	0.4165	0.4266	150-160	0.2269	1830	100,100
170	0.6404	0.6434	0.6370	0.6390	0.4639	0.4537	0.4521	0.4661	160-170	0.1529	1830	100,100
180	0.5676	0.5609	0.5794	0.5717	0.5703	0.5618	0.5597	0.5635	170-180	0.0529	1830	100,100
DEG	LUMINOUS INTENSITY:cd Less than 25% Percent = 15.6 %									UNIT:lm		

Conical surface Flux(90deg): 730.24 lm

%lum = 39.9%
%lamp = 39.9%

Conical surface Flux(120deg): 1119.2 lm

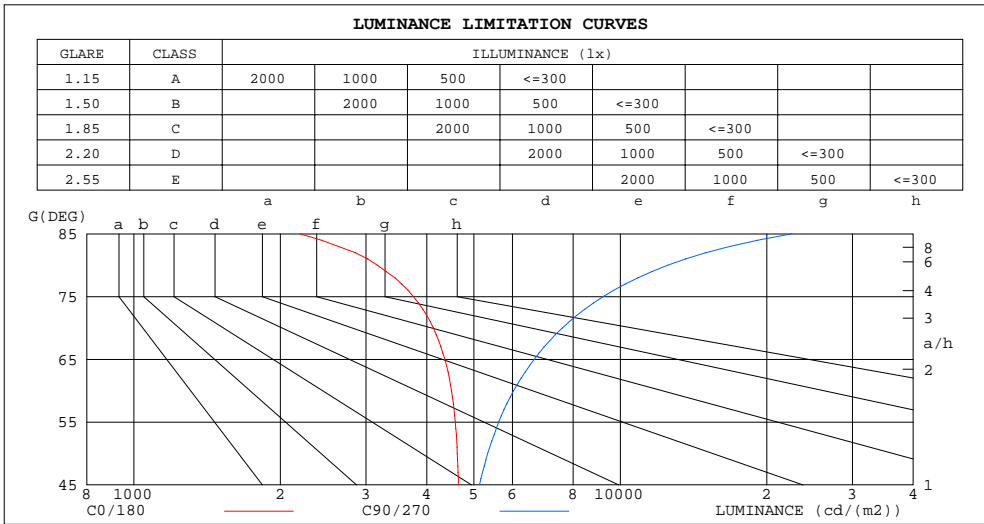
%lum = 61.2%
%lamp = 61.2%

C Range: 0 - 360DEG
C Interval: 22.5DEG
Test Speed: 10.0deg/s
Temperature:25.1DEG
Operators:Hexy
Test Date:2016-06-23

γ Range: 0 - 180DEG
γ Interval: 1.0DEG
Test System:EVERFINE GO-R5000_V2 SYSTEM V2.0.351
Humidity:47%
Test Distance:2.437m [K=1.0000]
Remarks:

LUMINANCE LIMITATION CURVES

Test:U:120.0V I:0.1459A P:17.18W PF:0.9813 Lamp Flux:1830.02x1 lm		
NAME:	TYPE:N/A	WEIGHT:N/A
SPEC.:N/A	DIM.: N/A	SERIAL No.:N/A
	SUR.:N/A	Shielding Angle:N/A



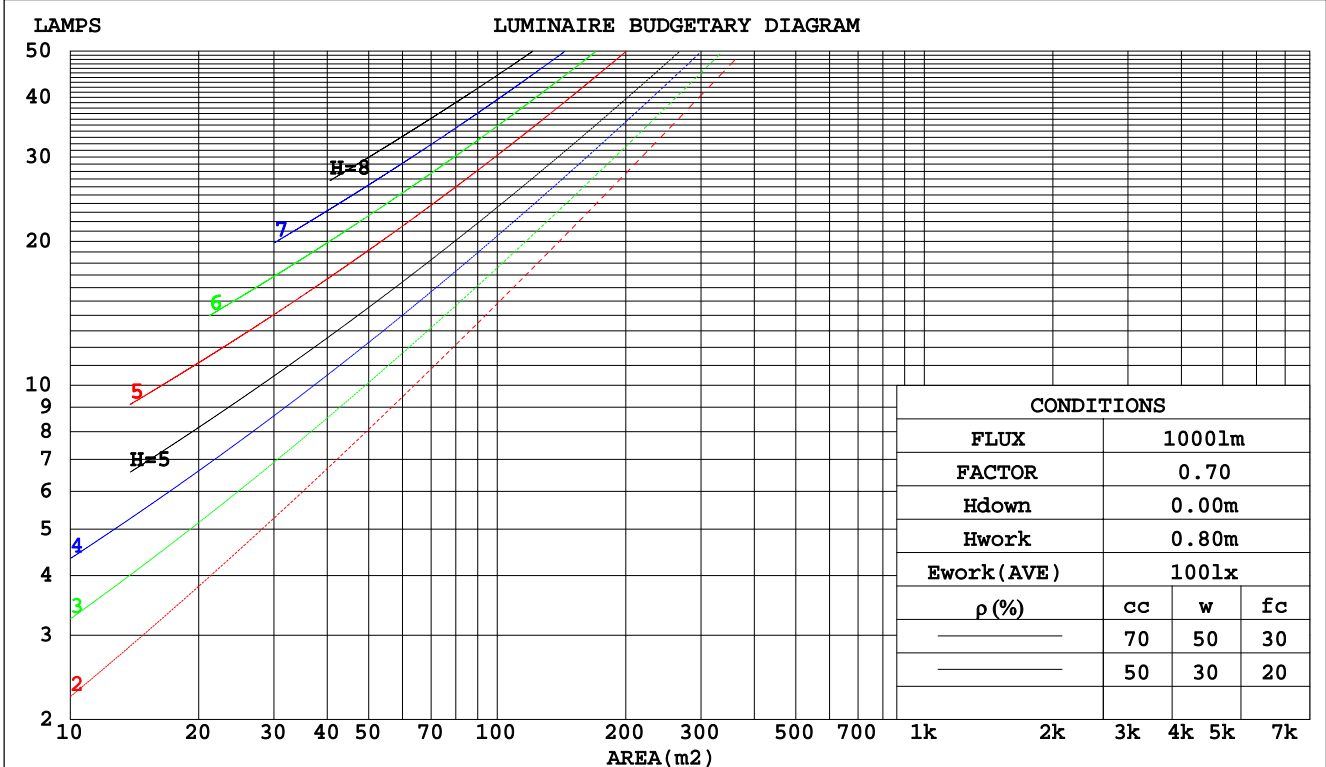
C Range: 0 - 360DEG
 C Interval: 22.5DEG
 Test Speed: 10.0deg/s
 Temperature:25.1DEG
 Operators:Hexy
 Test Date:2016-06-23

γ Range: 0 - 180DEG
 γ Interval: 1.0DEG
 Test System:EVERFINE GO-R5000_V2 SYSTEM V2.0.351
 Humidity:47%
 Test Distance:2.437m [K=1.0000]
 Remarks:

CU AND LUMINAIRE BUDGETARY ESTIMATE DIAGRAM

Test:U:120.0V I:0.1459A P:17.18W PF:0.9813 Lamp Flux:1830.02x1 lm		
NAME:	TYPE:N/A	WEIGHT:N/A
SPEC.:N/A	DIM.: N/A	SERIAL No.:N/A
	SUR.:N/A	Shielding Angle:N/A

pcc	80%			70%			50%			30%			10%			0
	50%	30%	10%	50%	30%	10%	50%	30%	10%	50%	30%	10%	50%	30%	10%	0
pw																
pfc	20%			20%			20%			20%			20%			0
RCR	RCR:Room Cavity Ratio Coefficients of Utilization(CU)															
0.0	1.17	1.17	1.17	1.13	1.13	1.13	1.06	1.06	1.06	.00	.00	.00	.94	.94	.94	.91
1.0	.98	.92	.87	.95	.90	.85	.89	.85	.81	.83	.80	.77	.78	.75	.73	.70
2.0	.84	.76	.69	.81	.74	.67	.76	.70	.64	.71	.66	.62	.67	.63	.59	.56
3.0	.72	.63	.56	.70	.62	.55	.66	.59	.53	.62	.56	.51	.58	.53	.49	.46
4.0	.64	.54	.47	.62	.53	.46	.58	.50	.44	.55	.48	.43	.51	.46	.41	.39
5.0	.57	.47	.40	.55	.46	.39	.52	.44	.38	.49	.42	.37	.46	.40	.35	.33
6.0	.51	.41	.34	.49	.40	.34	.46	.39	.33	.44	.37	.32	.42	.36	.31	.28
7.0	.46	.37	.30	.44	.36	.30	.42	.34	.29	.40	.33	.28	.38	.32	.27	.25
8.0	.42	.33	.27	.41	.32	.26	.38	.31	.26	.36	.30	.25	.35	.29	.24	.22
9.0	.38	.30	.24	.37	.29	.23	.35	.28	.23	.34	.27	.22	.32	.26	.22	.20
10.0	.35	.27	.21	.34	.26	.21	.33	.26	.21	.31	.25	.20	.30	.24	.20	.18



C Range: 0 - 360DEG
 C Interval: 22.5DEG
 Test Speed: 10.0deg/s
 Temperature:25.1DEG
 Operators:Hexy
 Test Date:2016-06-23

γ Range: 0 - 180DEG
 γ Interval: 1.0DEG
 Test System:EVERFINE GO-R5000_V2 SYSTEM V2.0.351
 Humidity:47%
 Test Distance:2.437m [K=1.0000]
 Remarks:

WEC AND CCEC

Test:U:120.0V I:0.1459A P:17.18W PF:0.9813 Lamp Flux:1830.02x1 lm														
NAME:					TYPE:N/A					WEIGHT:N/A				
SPEC.:N/A					DIM.: N/A					SERIAL No.:N/A				
					SUR.:N/A					Shielding Angle:N/A				

ρcc	80%			70%			50%			30%			10%			0
ρw	50%	30%	10%	50%	30%	10%	50%	30%	10%	50%	30%	10%	50%	30%	10%	0
ρfc	20%			20%			20%			20%			20%			0
RCR	RCR:Room Cavity Ratio						Wall Exitance Coefficients(WEC)									
0.0																
1.0	.388	.221	.070	.378	.216	.069	.360	.206	.066	.342	.198	.063	.327	.189	.061	
2.0	.338	.185	.057	.329	.181	.056	.312	.174	.054	.297	.166	.052	.282	.160	.050	
3.0	.301	.160	.048	.293	.157	.047	.278	.150	.046	.264	.145	.044	.251	.139	.043	
4.0	.271	.141	.041	.264	.138	.041	.250	.133	.040	.238	.128	.038	.226	.123	.037	
5.0	.246	.125	.036	.240	.123	.036	.228	.118	.035	.216	.114	.034	.206	.110	.033	
6.0	.225	.113	.032	.220	.111	.032	.209	.107	.031	.199	.103	.030	.189	.099	.030	
7.0	.208	.103	.029	.203	.101	.029	.193	.097	.028	.184	.094	.027	.175	.091	.027	
8.0	.193	.094	.026	.188	.093	.026	.179	.089	.026	.171	.086	.025	.163	.084	.024	
9.0	.180	.087	.024	.175	.085	.024	.167	.083	.023	.159	.080	.023	.152	.077	.022	
10.0	.168	.081	.022	.164	.079	.022	.157	.077	.022	.150	.074	.021	.143	.072	.021	

ρcc	80%			70%			50%			30%			10%			0
ρw	50%	30%	10%	50%	30%	10%	50%	30%	10%	50%	30%	10%	50%	30%	10%	0
ρfc	20%			20%			20%			20%			20%			0
RCR	RCR:Room Cavity Ratio						Ceiling Cavity Exitance Coefficients(CCEC)									
0.0	.257	.257	.257	.219	.219	.219	.150	.150	.150	.086	.086	.086	.028	.028	.028	
1.0	.253	.222	.195	.216	.191	.168	.148	.131	.116	.085	.076	.067	.027	.024	.022	
2.0	.246	.199	.160	.210	.171	.138	.144	.118	.096	.083	.069	.056	.027	.022	.018	
3.0	.238	.182	.138	.204	.157	.119	.140	.109	.084	.081	.064	.049	.026	.021	.016	
4.0	.230	.169	.123	.197	.146	.107	.136	.102	.075	.079	.060	.045	.025	.019	.015	
5.0	.222	.159	.113	.191	.138	.098	.131	.096	.069	.076	.057	.041	.025	.018	.014	
6.0	.215	.151	.106	.184	.131	.092	.127	.092	.065	.074	.054	.039	.024	.018	.013	
7.0	.207	.145	.100	.178	.125	.088	.123	.088	.062	.072	.052	.037	.023	.017	.012	
8.0	.201	.139	.096	.173	.120	.084	.119	.085	.060	.070	.050	.036	.022	.016	.012	
9.0	.194	.134	.093	.167	.116	.081	.116	.082	.058	.068	.048	.034	.022	.016	.011	
10.0	.188	.130	.091	.162	.113	.079	.113	.079	.056	.066	.047	.034	.021	.015	.011	

C Range: 0 - 360DEG
 C Interval: 22.5DEG
 Test Speed: 10.0deg/s
 Temperature:25.1DEG
 Operators:Hexy
 Test Date:2016-06-23

γ Range: 0 - 180DEG
 γ Interval: 1.0DEG
 Test System:EVERFINE GO-R5000_V2 SYSTEM V2.0.351
 Humidity:47%
 Test Distance:2.437m [K=1.0000]
 Remarks:

UGR(Unified Glare Rating) Table

Test:U:120.0V I:0.1459A P:17.18W PF:0.9813 Lamp Flux:1830.02x1 lm										
NAME:					TYPE:N/A			WEIGHT:N/A		
SPEC.:N/A					DIM.: N/A			SERIAL No.:N/A		
					SUR.:N/A			Shielding Angle:N/A		
ceiling/cavity	0.7	0.7	0.5	0.5	0.3	0.7	0.7	0.5	0.5	0.3
walls	0.5	0.3	0.5	0.3	0.3	0.5	0.3	0.5	0.3	0.3
working plane	0.2	0.2	0.2	0.2	0.2	0.2	0.2	0.2	0.2	0.2
Room dimensions	Viewed crosswise					Viewed endwise				
x = 2H y = 2H	17.6	19.1	18.0	19.4	19.8	18.7	20.2	19.1	20.6	21.0
3H	19.2	20.6	19.6	21.0	21.4	21.3	22.7	21.7	23.1	23.5
4H	19.9	21.2	20.3	21.6	22.1	22.7	24.0	23.1	24.4	24.9
6H	20.4	21.6	20.8	22.0	22.5	24.2	25.5	24.7	25.9	26.4
8H	20.5	21.7	21.0	22.2	22.6	25.1	26.3	25.6	26.8	27.3
12H	20.6	21.7	21.0	22.2	22.7	26.1	27.3	26.6	27.7	28.2
4H 2H	18.5	19.9	19.0	20.3	20.7	19.4	20.7	19.8	21.1	21.6
3H	20.5	21.6	21.0	22.1	22.6	22.2	23.4	22.7	23.8	24.3
4H	21.3	22.4	21.8	22.9	23.4	23.8	24.9	24.3	25.4	25.9
6H	22.0	23.0	22.6	23.5	24.1	25.6	26.5	26.1	27.0	27.6
8H	22.3	23.2	22.8	23.7	24.3	26.5	27.5	27.1	28.0	28.6
12H	22.4	23.3	23.0	23.8	24.4	27.7	28.5	28.2	29.1	29.6
8H 4H	22.2	23.2	22.8	23.7	24.3	24.2	25.1	24.8	25.7	26.2
6H	23.3	24.1	23.9	24.6	25.3	26.3	27.1	26.9	27.6	28.2
8H	23.8	24.5	24.4	25.0	25.7	27.5	28.2	28.1	28.8	29.4
12H	24.1	24.7	24.7	25.3	26.0	28.9	29.5	29.5	30.1	30.7
12H 4H	22.5	23.4	23.1	23.9	24.5	24.3	25.1	24.8	25.6	26.2
6H	23.8	24.5	24.4	25.1	25.7	26.4	27.1	27.0	27.7	28.4
8H	24.4	25.0	25.0	25.6	26.3	27.7	28.4	28.4	29.0	29.6
Variations with the observer position at spacings:										
S = 1.0H	+ 0.1 / - 0.1					+ 0.1 / - 0.1				
1.5H	+ 0.2 / - 0.3					+ 0.2 / - 0.3				
2.0H	+ 0.2 / - 0.4					+ 0.2 / - 0.4				

CIE Pub.117 Corrected 1830 lm Total Lamp Luminous Flux.(8log(F/F0) = 2.1)

C Range: 0 - 360DEG
 C Interval: 22.5DEG
 Test Speed: 10.0deg/s
 Temperature:25.1DEG
 Operators:Hexy
 Test Date:2016-06-23

γ Range: 0 - 180DEG
 γ Interval: 1.0DEG
 Test System:EVERFINE GO-R5000_V2 SYSTEM V2.0.351
 Humidity:47%
 Test Distance:2.437m [K=1.0000]
 Remarks:

UTILIZATION FACTORS TABLE

Test:U:120.0V I:0.1459A P:17.18W PF:0.9813 Lamp Flux:1830.02x1 lm		
NAME:	TYPE:N/A	WEIGHT:N/A
SPEC.:N/A	DIM.: N/A	SERIAL No.:N/A
	SUR.:N/A	Shielding Angle:N/A

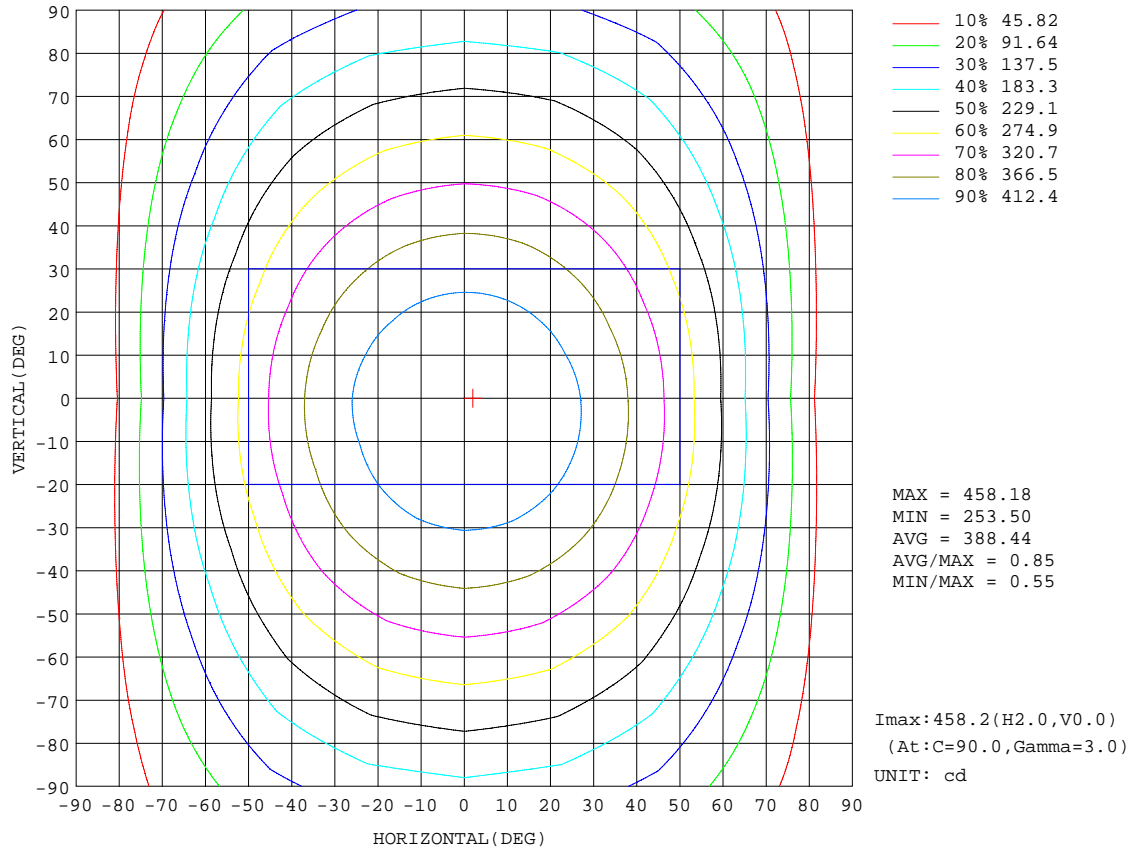
REFLECTANCE										
Ceiling	0.8	0.8	0.8	0.7	0.7	0.7	0.5	0.5	0.5	0
Walls	0.7	0.5	0.3	0.7	0.5	0.3	0.7	0.5	0.3	0
Working plane	0.2	0.2	0.2	0.2	0.2	0.2	0.2	0.2	0.2	0
ROOM INDEX	UTILIZATION FACTORS(PERCENT) $k(RI) \times RCR = 5$									
k = 0.60	50	38	31	50	38	31	48	37	30	24
0.80	60	47	39	59	46	39	56	45	38	31
1.00	68	55	47	66	54	46	63	55	46	37
1.25	75	62	54	73	61	53	69	59	52	44
1.50	80	68	59	78	67	59	74	64	57	48
2.00	87	76	68	84	75	67	80	72	65	55
2.50	91	81	74	89	79	72	84	76	70	59
3.00	95	86	79	92	84	77	87	80	74	64
4.00	100	92	85	96	90	84	91	85	80	69
5.00	103	96	90	99	93	88	93	88	84	72
ROOM INDEX	UF(total)									Direct
According to DIN EN 13032-2 2004			Suspended				SHRNOM = 1.25			

C Range: 0 - 360DEG
 C Interval: 22.5DEG
 Test Speed: 10.0deg/s
 Temperature:25.1DEG
 Operators:Hexy
 Test Date:2016-06-23

γ Range: 0 - 180DEG
 γ Interval: 1.0DEG
 Test System:EVERFINE GO-R5000_V2 SYSTEM V2.0.351
 Humidity:47%
 Test Distance:2.437m [K=1.0000]
 Remarks:

ISOCANDELA DIAGRAM

Test:U:120.0V I:0.1459A P:17.18W PF:0.9813 Lamp Flux:1830.02x1 lm		
NAME:	TYPE:N/A	WEIGHT:N/A
SPEC.:N/A	DIM.: N/A	SERIAL No.:N/A
	SUR.:N/A	Shielding Angle:N/A

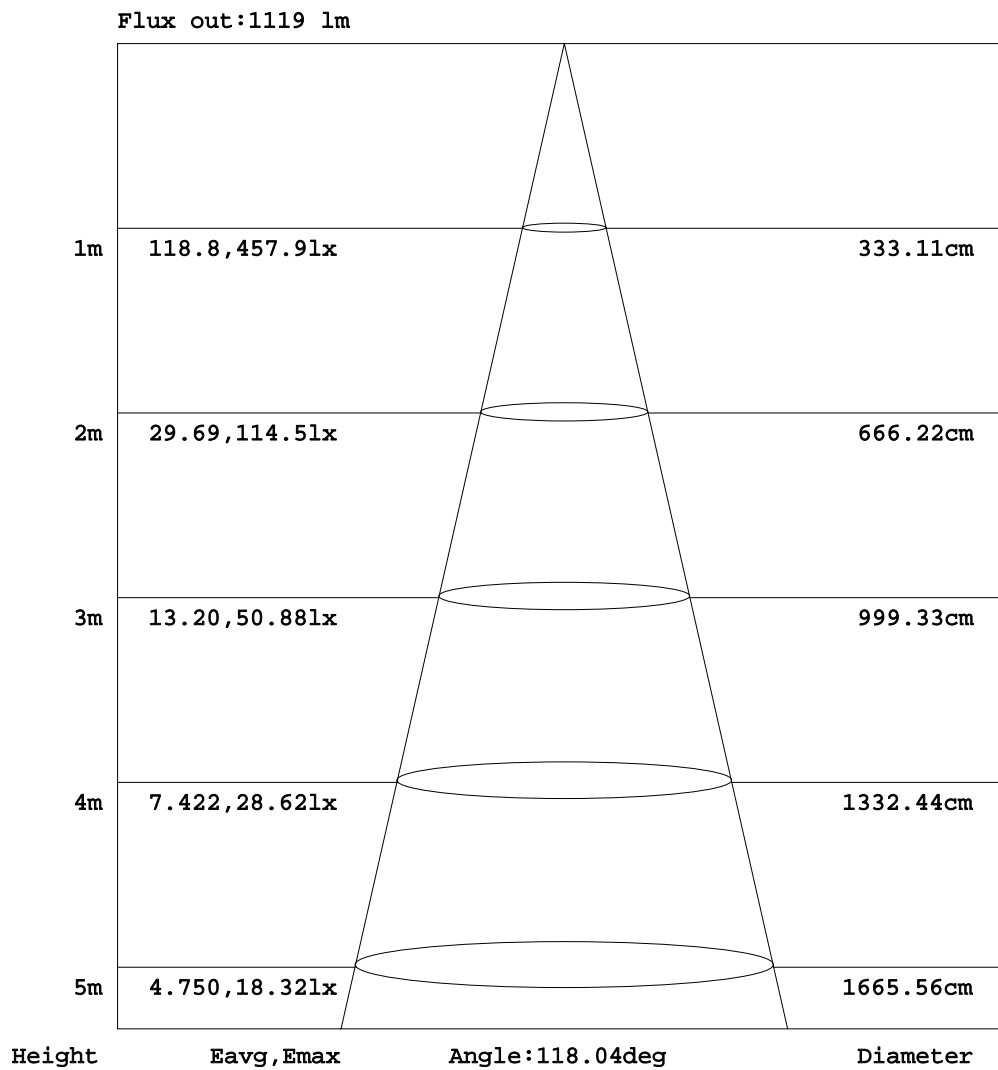


C Range: 0 - 360DEG
 C Interval: 22.5DEG
 Test Speed: 10.0deg/s
 Temperature:25.1DEG
 Operators:Hexy
 Test Date:2016-06-23

γ Range: 0 - 180DEG
 γ Interval: 1.0DEG
 Test System:EVERFINE GO-R5000_V2 SYSTEM V2.0.351
 Humidity:47%
 Test Distance:2.437m [K=1.0000]
 Remarks:

AAI Figure

Test:U:120.0V I:0.1459A P:17.18W PF:0.9813 Lamp Flux:1830.02x1 lm		
NAME :	TYPE:N/A	WEIGHT:N/A
SPEC.:N/A	DIM.: N/A	SERIAL No.:N/A
	SUR.:N/A	Shielding Angle:N/A



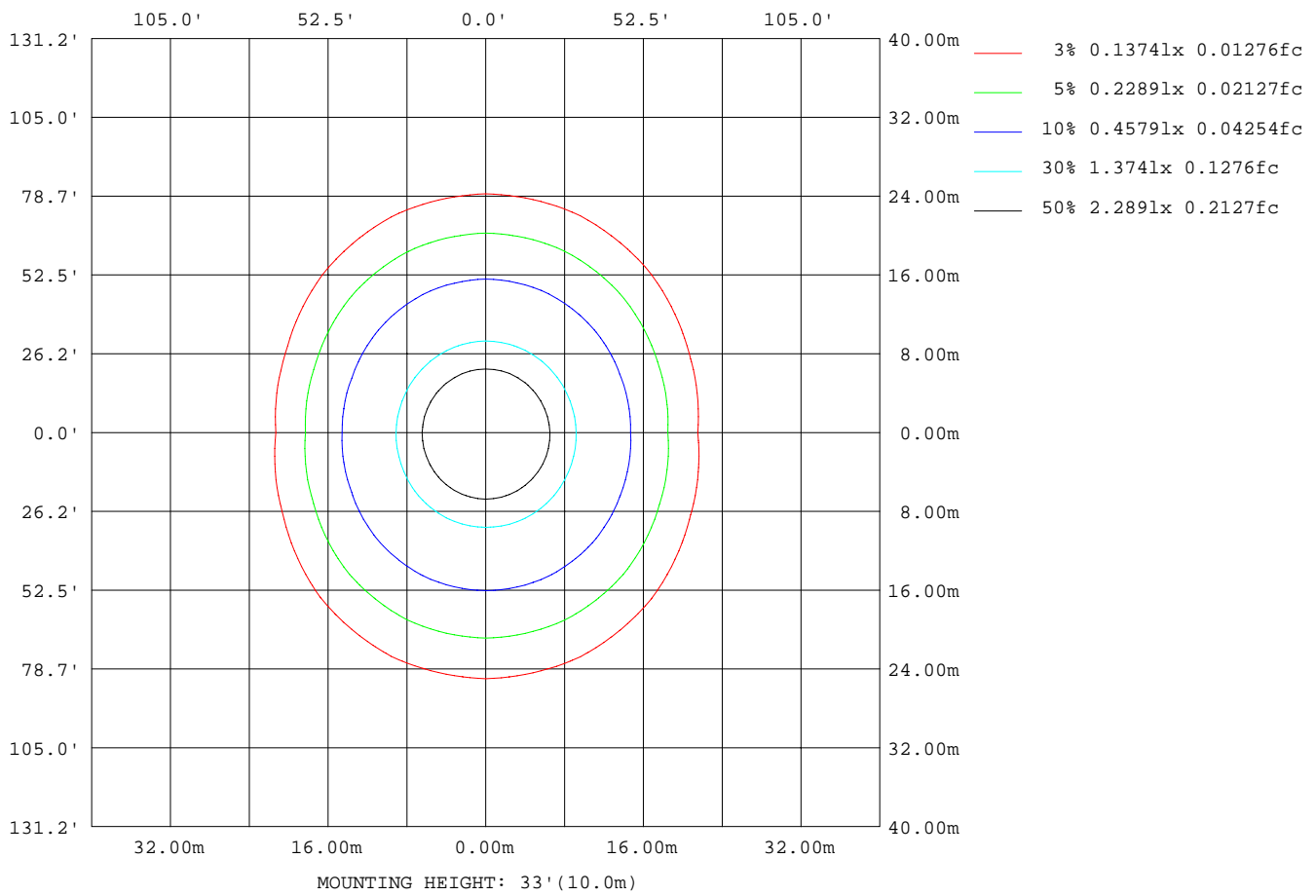
Note: The Curves indicate the illuminated area and the average illumination when the luminaire is at different distance.

C Range: 0 - 360DEG
 C Interval: 22.5DEG
 Test Speed: 10.0deg/s
 Temperature: 25.1DEG
 Operators: Hexy
 Test Date: 2016-06-23

γ Range: 0 - 180DEG
 γ Interval: 1.0DEG
 Test System: EVERFINE GO-R5000_V2 SYSTEM V2.0.351
 Humidity: 47%
 Test Distance: 2.437m [K=1.0000]
 Remarks:

ISOLUX DIAGRAM

Test:U:120.0V I:0.1459A P:17.18W PF:0.9813 Lamp Flux:1830.02x1 lm		
NAME:	TYPE:N/A	WEIGHT:N/A
SPEC.:N/A	DIM.: N/A	SERIAL No.:N/A
	SUR.:N/A	Shielding Angle:N/A



C Range: 0 - 360DEG
 C Interval: 22.5DEG
 Test Speed: 10.0deg/s
 Temperature:25.1DEG
 Operators:Hexy
 Test Date:2016-06-23

γ Range: 0 - 180DEG
 γ Interval: 1.0DEG
 Test System:EVERFINE GO-R5000_V2 SYSTEM V2.0.351
 Humidity:47%
 Test Distance:2.437m [K=1.0000]
 Remarks:

LED Avg.L Report

Test:U:120.0V I:0.1459A P:17.18W PF:0.9813 Lamp Flux:1830.02x1 lm		
NAME:	TYPE:N/A	WEIGHT:N/A
SPEC.:N/A	DIM.: N/A	SERIAL No.:N/A
	SUR.:N/A	Shielding Angle:N/A

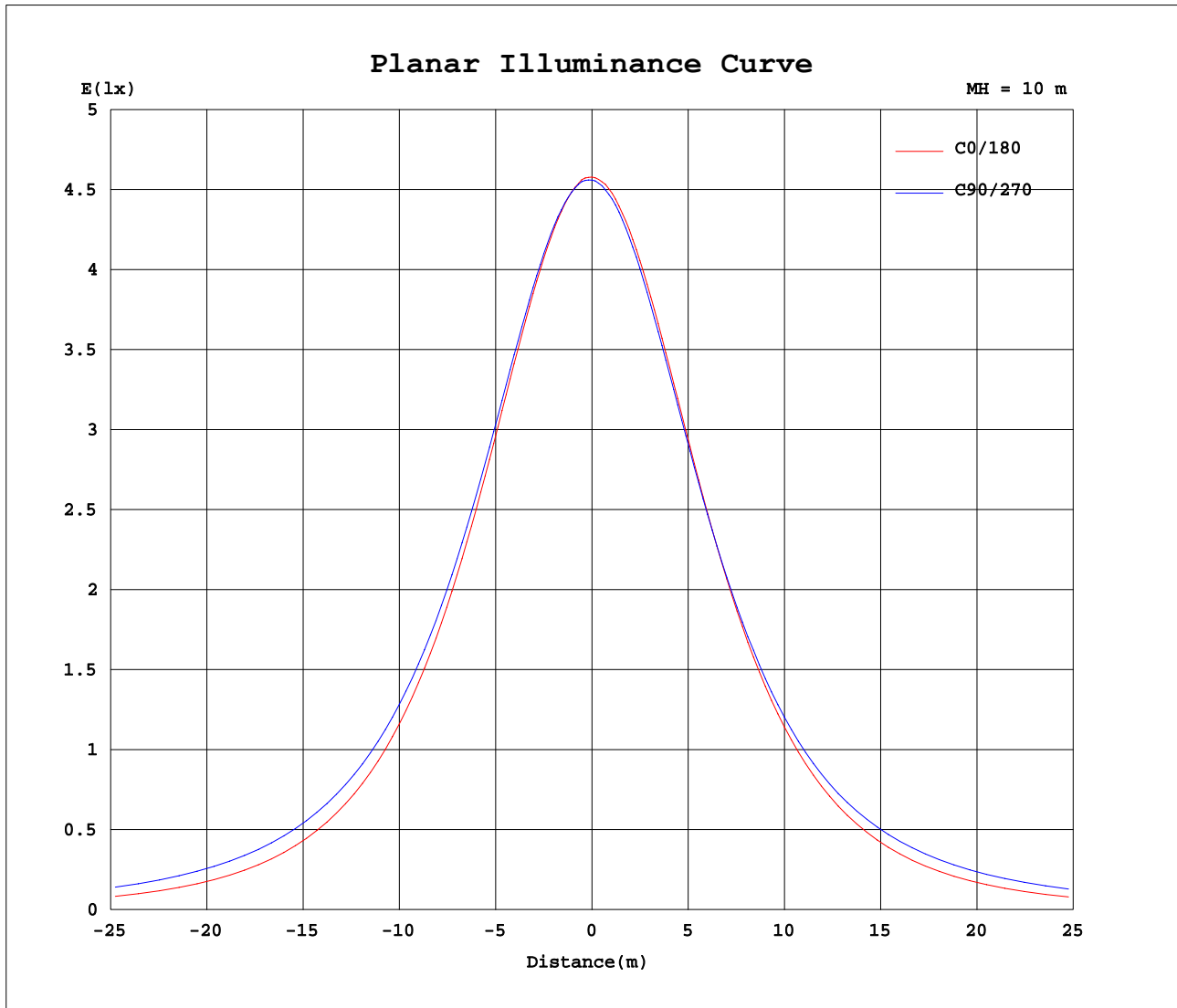
AvgL	cd/m2
L_0~180 (65) av	4261
L_0~180 (75) av	3608
L_0~180 (85) av	2010
L_90~270 (65) av	6383
L_90~270 (75) av	8783
L_90~270 (85) av	21222
L_45 (65) av	5642
L_45 (75) av	7277
L_45 (85) av	16146

Standard: GB/T 29293-2012

C Range: 0 - 360DEG
 C Interval: 22.5DEG
 Test Speed: 10.0deg/s
 Temperature:25.1DEG
 Operators:Hexy
 Test Date:2016-06-23

γ Range: 0 - 180DEG
 γ Interval: 1.0DEG
 Test System:EVERFINE GO-R5000_V2 SYSTEM V2.0.351
 Humidity:47%
 Test Distance:2.437m [K=1.0000]
 Remarks:

Planar Illuminance Curve



C Range: 0 - 360DEG
 C Interval: 22.5DEG
 Test Speed: 10.0deg/s
 Temperature: 25.1DEG
 Operators: Hexy
 Test Date: 2016-06-23

γ Range: 0 - 180DEG
 γ Interval: 1.0DEG
 Test System: EVERFINE GO-R5000_V2 SYSTEM V2.0.351
 Humidity: 47%
 Test Distance: 2.437m [K=1.0000]
 Remarks:

LUMINOUS DISTRIBUTION INTENSITY DATA

Test:U:120.0V I:0.1459A P:17.18W PF:0.9813 Lamp Flux:1830.02x1 lm		
NAME:	TYPE:N/A	WEIGHT:N/A
SPEC.:N/A	DIM.: N/A	SERIAL No.:N/A
	SUR.:N/A	Shielding Angle:N/A

Table--1

UNIT: cd

C (DEG) \ γ (DEG)	0	22.5	45	67.5	90	112.5	135	157.5	180	202.5	225	247.5	270	292.5	315	337.5			
0	456	456	456	456	456	456	456	456	456	456	456	456	456	456	456	456			
5	455	455	456	457	456	456	456	455	454	453	453	453	453	453	454	454			
10	450	452	453	454	454	453	452	450	449	448	446	446	446	447	448	449			
15	442	445	447	448	448	447	446	443	441	438	437	437	437	438	439	441			
20	432	435	437	439	439	438	436	432	429	427	425	425	425	426	427	429			
25	418	421	425	428	428	426	423	418	414	411	410	410	411	412	413	415			
30	400	405	410	414	414	412	407	400	396	393	393	394	396	397	396	397			
35	379	385	392	398	399	396	389	380	375	372	373	376	378	378	377	377			
40	355	362	372	380	382	377	369	357	350	348	352	357	361	360	357	354			
45	327	337	350	360	363	358	346	330	322	321	328	336	340	339	334	327			
50	296	308	326	339	343	337	322	302	290	292	304	315	320	318	309	299			
55	262	277	301	317	323	316	297	271	255	260	278	293	299	296	284	269			
60	224	244	275	295	302	294	271	238	217	228	252	271	279	275	259	237			
65	184	210	248	273	281	272	245	204	177	194	227	250	258	253	233	204			
70	141	176	223	251	260	250	220	171	134	160	202	228	237	231	208	170			
75	96.8	142	197	229	239	228	195	138	89.9	128	177	206	216	209	184	138			
80	54.8	111	173	207	217	206	171	109	48.9	98.3	153	184	195	187	160	108			
85	19.1	83.9	149	185	196	184	148	83.2	16.0	72.4	130	162	174	166	136	81.0			
90	0.64	60.5	126	163	175	163	126	60.9	0.33	50.3	107	141	153	144	113	57.7			
95	0.30	41.1	104	142	154	142	105	42.0	0.34	30.9	85.9	120	132	123	91.5	37.6			
100	0.20	20.8	83.4	121	133	121	83.7	21.2	0.35	8.85	63.1	97.5	109	100	68.9	15.1			
105	0.20	2.84	59.9	98.2	110	98.3	60.2	3.05	0.16	0.41	36.3	71.9	84.8	74.9	42.1	0.30			
110	0.21	0.32	33.1	72.6	85.7	72.6	33.6	0.42	0.18	0.32	10.9	44.3	56.9	47.1	15.8	0.31			
115	0.22	0.31	7.89	44.4	57.5	44.7	8.51	0.41	0.20	0.29	0.32	17.5	29.3	19.9	0.30	0.32			
120	0.23	0.31	0.29	17.1	29.3	17.6	0.37	0.40	0.23	0.28	0.32	0.33	3.91	0.31	0.30	0.32			
125	0.25	0.31	0.30	0.29	5.55	0.40	0.37	0.39	0.25	0.29	0.32	0.33	0.32	0.31	0.30	0.32			
130	0.28	0.33	0.32	0.30	0.30	0.35	0.39	0.39	0.27	0.29	0.33	0.33	0.33	0.32	0.30	0.32			
135	0.32	0.36	0.35	0.34	0.34	0.37	0.41	0.40	0.29	0.30	0.33	0.34	0.34	0.33	0.31	0.31			
140	0.38	0.40	0.40	0.39	0.39	0.42	0.44	0.43	0.31	0.31	0.33	0.34	0.34	0.33	0.32	0.31			
145	0.46	0.47	0.48	0.47	0.47	0.48	0.50	0.49	0.32	0.32	0.34	0.34	0.34	0.34	0.33	0.33			
150	0.53	0.54	0.55	0.55	0.55	0.55	0.56	0.55	0.34	0.34	0.35	0.35	0.36	0.36	0.35	0.35			
155	0.59	0.59	0.60	0.60	0.60	0.61	0.61	0.59	0.39	0.38	0.39	0.39	0.40	0.40	0.40	0.39			
160	0.63	0.63	0.64	0.65	0.64	0.65	0.64	0.63	0.42	0.42	0.41	0.41	0.42	0.42	0.43	0.43			
165	0.64	0.64	0.64	0.65	0.64	0.64	0.64	0.63	0.44	0.44	0.43	0.43	0.44	0.44	0.44	0.45			
170	0.64	0.64	0.64	0.65	0.64	0.64	0.64	0.63	0.46	0.46	0.45	0.45	0.45	0.45	0.47	0.47			
175	0.61	0.61	0.62	0.62	0.61	0.61	0.62	0.61	0.51	0.51	0.50	0.50	0.50	0.50	0.52	0.53			
180	0.57	0.56	0.56	0.56	0.58	0.56	0.57	0.56	0.57	0.57	0.56	0.56	0.56	0.57	0.56	0.57			

C Range: 0 - 360DEG
 C Interval: 22.5DEG
 Test Speed: 10.0deg/s
 Temperature:25.1DEG
 Operators:Hexy
 Test Date:2016-06-23

γ Range: 0 - 180DEG
 γ Interval: 1.0DEG
 Test System:EVERFINE GO-R5000_V2 SYSTEM V2.0.351
 Humidity:47%
 Test Distance:2.437m [K=1.0000]
 Remarks: